

# UNWANTED!

## EMERALD ASH BORER



Emerald Ash Borer



### Healthy ash tree

The borer prefers white, green, blue and black ash, but not mountain ash.



### Sick ash trees



Adults emerge leaving D-shaped exit holes




Larvae feed under bark, creating S-shaped galleries



### S-shaped galleries



Larvae overwinter under bark



Adult (1/2 inch)



Larva (1/2 inch)

Actual size



Ash bark



Ash leaf




White ash seeds

### Other insects that are mistaken for emerald ash borer:



Banded Ash Borer



Japanese Beetle



Six-spotted Tiger Beetle

If seen, call the Michigan Department of Agriculture EAB hotline:

1-866-325-0023

[www.emeraldashborer.info](http://www.emeraldashborer.info)

Produced by:

Michigan State University Extension  
Michigan Department of Natural Resources  
USDA Forest Service  
Michigan Agricultural Experiment Station


MSU is an affirmative-action, equal-opportunity institution.

E-3004, New, August 2003

# UNWANTED! EMERALD ASH BORER



Emerald  
Ash Borer



If seen, call the  
Michigan Department of Agriculture EAB Hotline:  
1-866-325-0023  
[www.emeraldashborer.info](http://www.emeraldashborer.info)

Produced by:  
Michigan State University Extension  
Michigan Department of Natural Resources  
OSMA Forest Services  
Michigan Agricultural Experiment Station